

JANUARY 2020



FLIGHTS¹

Total network traffic (million)
Average per day and change

0.79 million
25,365 ↓0.4%



DELAYS

Average delay on arrival (all causes, per flight)
Av. arrival punctuality (all causes)²

8.3mins ↓26.5%
85.9% ↑6.1%

Av. ATFM delay (en-route) per flight
Av. ATFM delay (airport) per flight
Av. ATFM delay (total) per flight

0.47mins ↑28.6%
0.40mins ↑2.6%
0.87mins ↑15.3%



CHARGES

En-route charges³

€547 million ↓0.26%



ENVIRONMENT

CO₂ generated (million tonnes)⁴

15.0 ↓0.8%

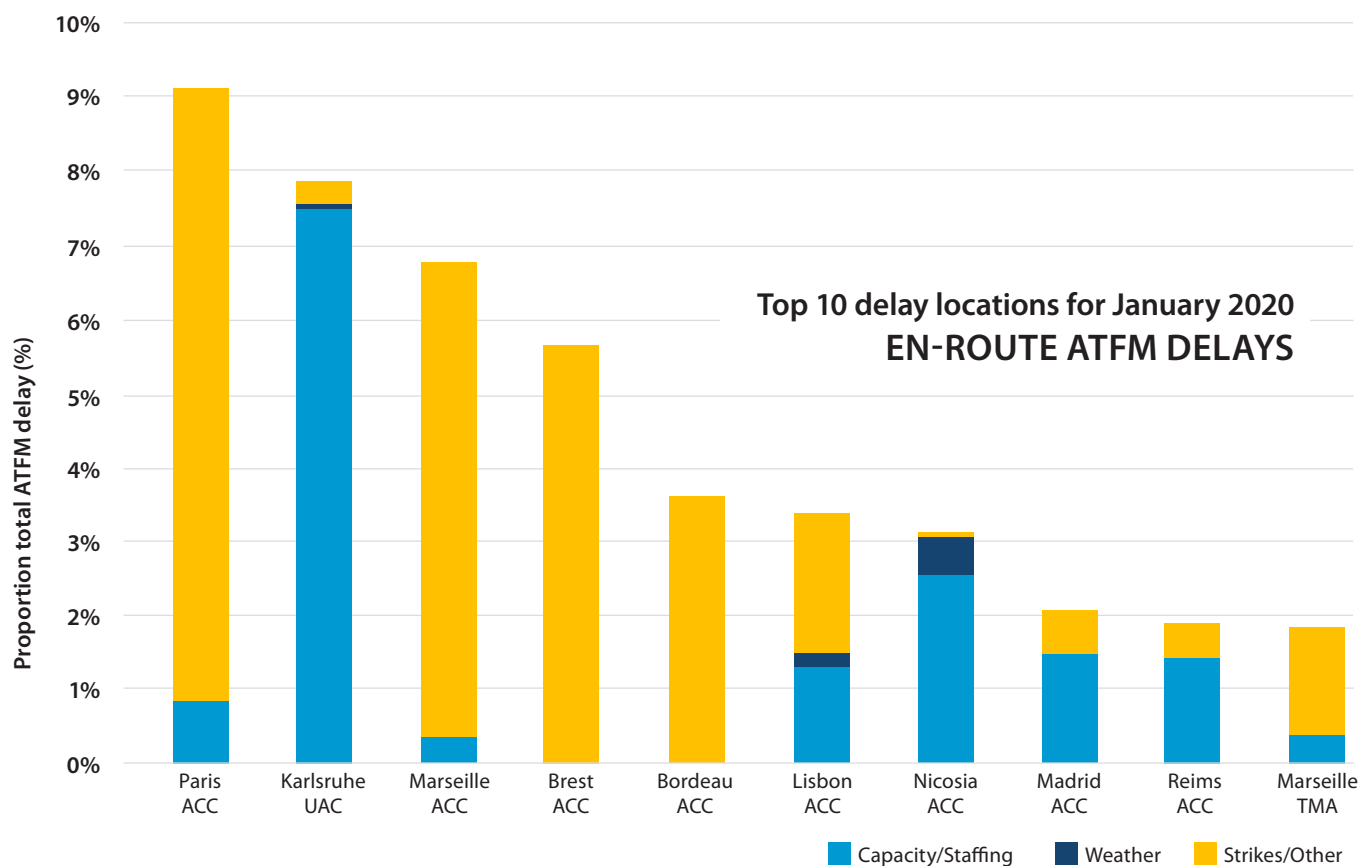
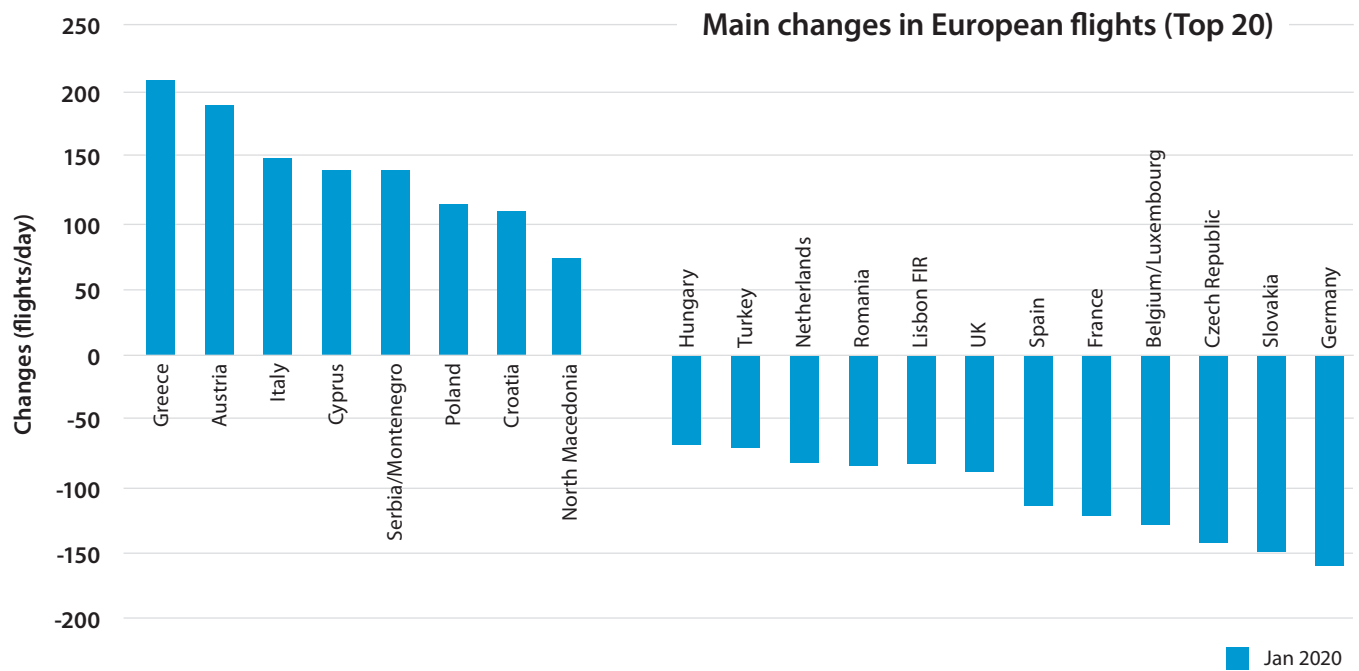
¹ Number of flights in EUROCONTROL network (41 Member States plus Israel and Morocco, the two Comprehensive Agreement States)

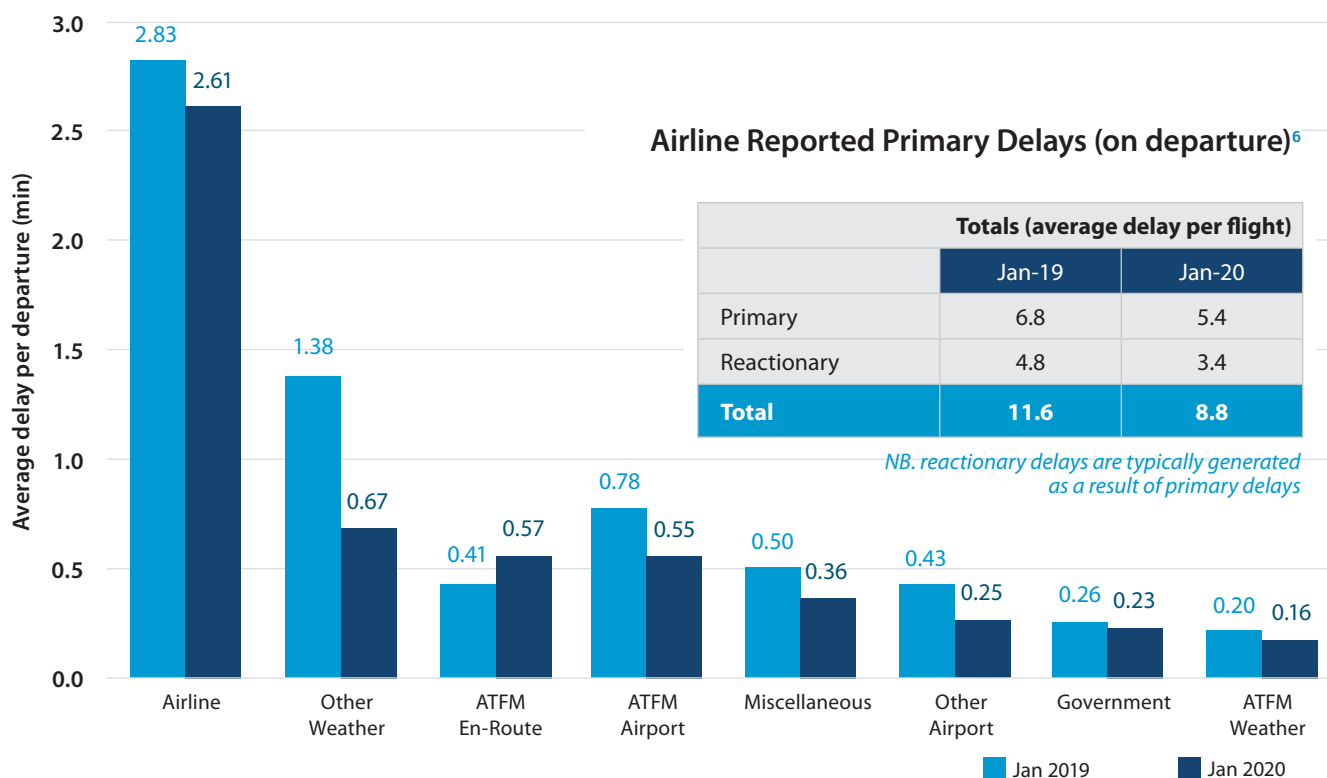
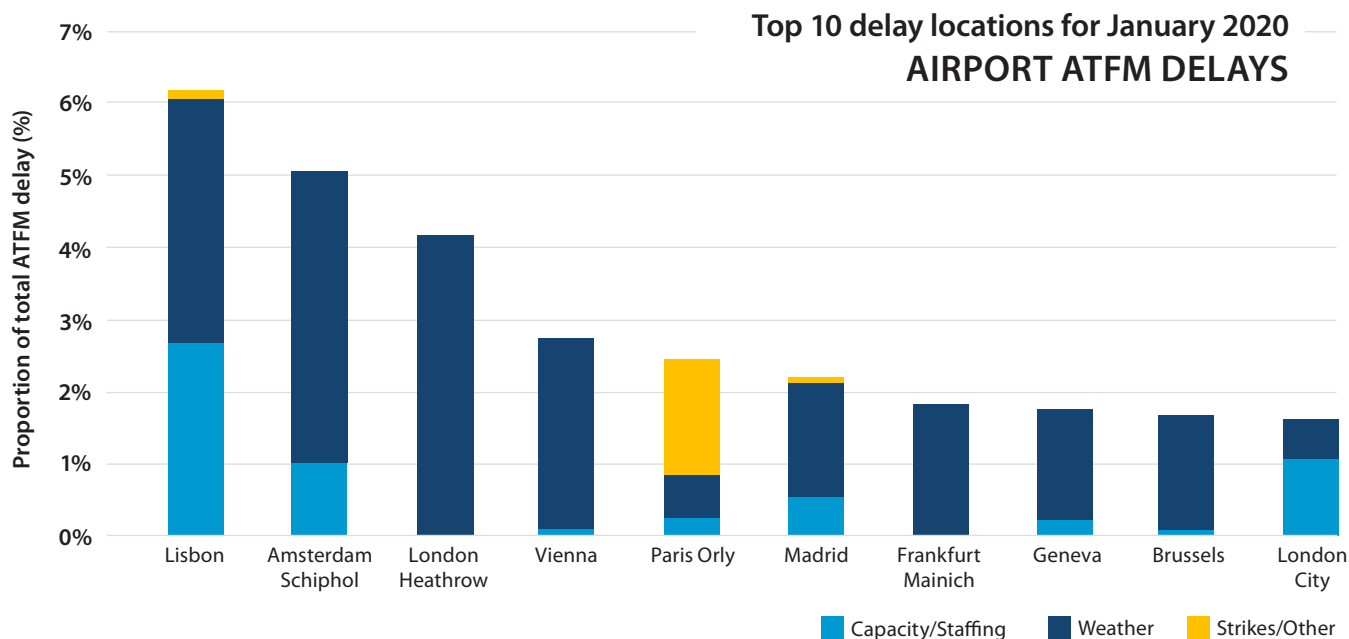
² Proportion of flights arriving no more than 15 minutes late, as reported by airlines; changes in percentage points

³ Route charges billed by CRCO for all EUROCONTROL Member States, except Ukraine, Israel & Morocco

⁴ CO₂ generated for the entire flight for all flights departing EUROCONTROL Member States, except Ukraine

26 February 2020





⁶ For more information on the different types of delay in this graph, please refer to the CODA Digest <https://www.eurocontrol.int/publication/all-causes-delay-and-cancellations-air-transport-europe-2018>

Top 10 Airlines

Jan-20	Route charges in M€
Ryanair	48.0
Lufthansa	27.4
easyJet	25.6
Turkish Airlines	24.8
British Airways	24.4
Air France	22.5
Emirates	21.7
Qatar Airways	17.8
KLM	14.7
Wizz Air Group	14.5

Top 10 Charging Zones

Jan-20	Route charges in M€
France	82.4
Germany	68.7
United Kingdom	56.8
Italy	43.0
Continental Spain	40.1
Turkey	33.8
Poland	16.7
Belgium/ Luxembourg	16.5
Netherlands	15.8
Sweden	14.2

For more information please contact:

infocentre@eurocontrol.int

or

environment@eurocontrol.int



SUPPORTING EUROPEAN AVIATION



© EUROCONTROL - February 2020

This document is published by EUROCONTROL for information purposes. It may be copied in whole or in part, provided that EUROCONTROL is mentioned as the source and it is not used for commercial purposes (i.e. for financial gain). The information in this document may not be modified without prior written permission from EUROCONTROL.

www.eurocontrol.int